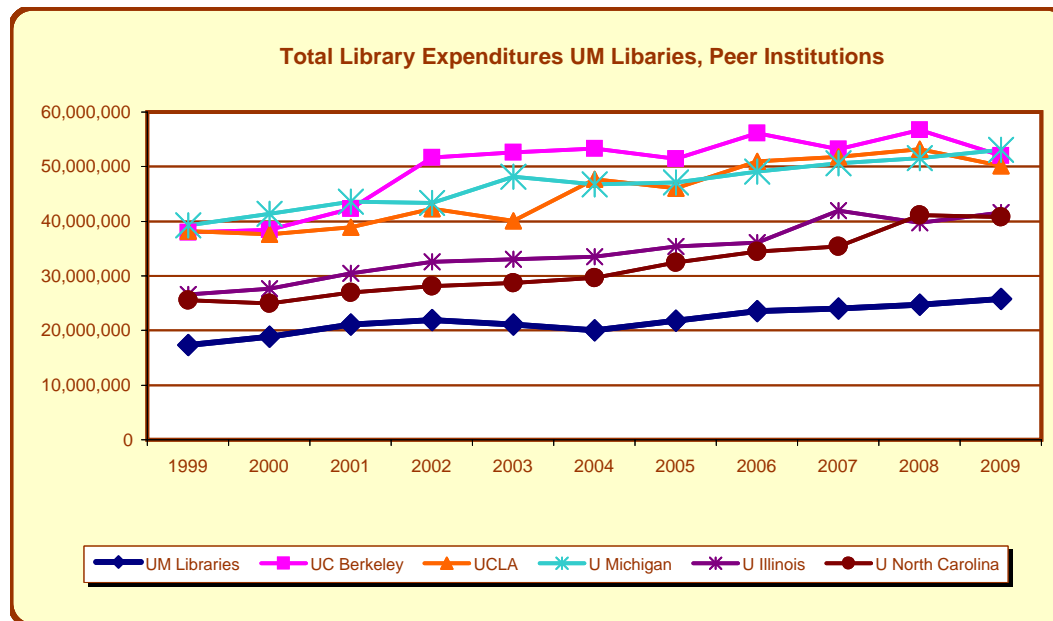




Total Library Expenditures / ARL Rankings - UM Libraries, Peer Institutions

Year	UM Libraries	Rank	UC Berkeley	Rank	UCLA	Rank	U Michigan	Rank	U Illinois	Rank	U North Carolina	Rank
1999	17,380,859	50	37,959,895	6	38,216,346	5	39,310,808	4	26,580,957	18	25,580,957	21
2000	18,900,661	46	38,430,031	5	37,599,170	7	41,368,972	4	27,698,982	18	24,985,564	24
2001	21,048,580	45	42,250,373	3	38,939,911	7	43,558,787	6	30,457,637	8	26,946,433	15
2002	21,907,371	42	51,649,031	3	42,265,154	7	43,357,616	6	32,542,338	8	28,142,705	19
2003	21,071,290	41	52,575,033	3	40,044,840	8	48,193,379	4	32,996,914	14	28,662,816	22
2004	20,033,947	50	53,263,903	4	47,691,633	5	46,737,671	26	33,557,443	5	29,619,061	18
2005	21,841,492	51	51,392,142	4	46,012,476	8	47,113,239	6	35,440,902	16	32,489,076	20
2006	23,589,122	47	56,186,972	5	50,919,689	6	49,053,402	7	36,102,613	17	34,488,601	18
2007	24,069,990	50	53,231,754	5	51,792,128	6	50,591,407	7	41,919,073	12	35,425,976	19
2008	24,748,579	51	56,670,387	5	53,153,870	6	51,599,110	7	39,714,492	18	41,123,515	15
2009	25,783,433	49	51,973,099	6	50,205,645	7	53,134,323	5	41,600,882	16	40,769,990	18

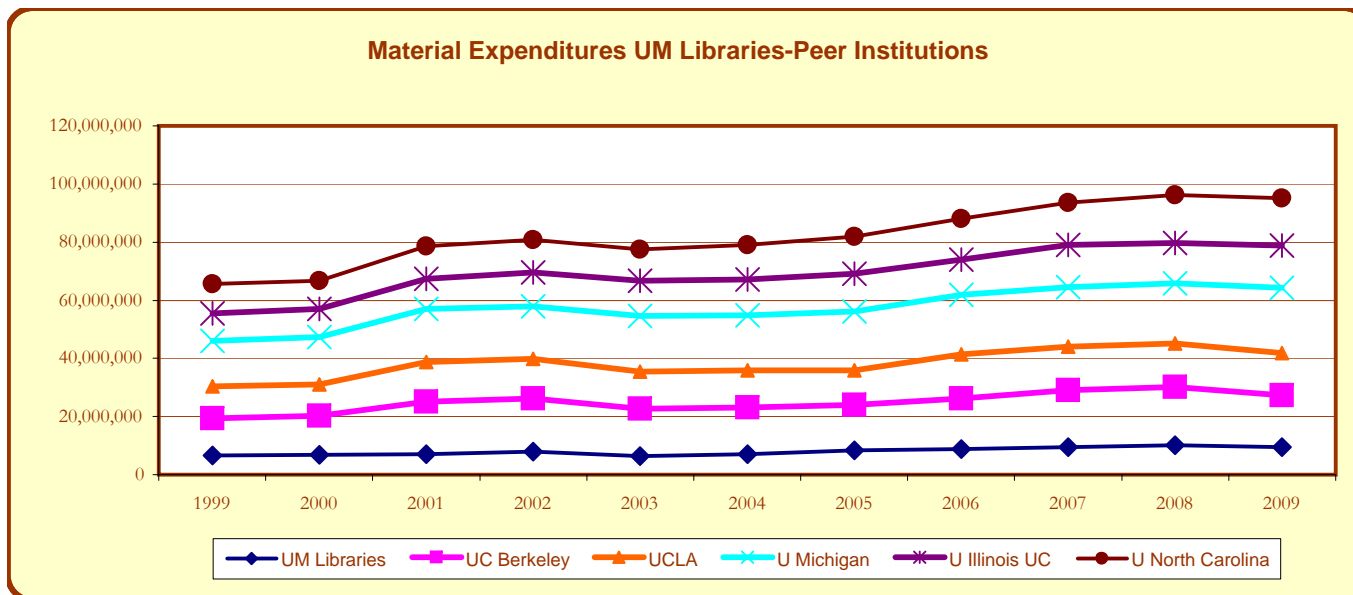
Note: Some variability in annual expenditures is due to the fact that acquisitions encumbrances represent larger sums of money that are carried over from year to year.





Total Materials Expenditures and ARL Rankings - UM Libraries, Peer Institutions

Year	UM Libraries	Rank	UC Berkeley	Rank	UCLA	Rank	U Michigan	Rank	U Illinois UC	Rank	U North Carolina	Rank
1999	6,531,857	48	12,883,612	6	10,944,779	10	15,753,654	4	9,446,551	20	10,095,066	15
2000	6,848,718	51	13,499,097	6	10,608,280	13	16,400,899	3	9,770,371	23	9,605,761	27
2001	7,008,763	44	18,170,846	3	13,661,380	7	18,210,398	6	10,370,426	8	11,273,318	18
2002	7,939,002	42	18,170,846	3	13,661,380	7	18,210,398	6	11,630,751	8	11,273,318	15
2003	6,475,014	80	16,291,361	4	12,672,517	11	19,235,775	3	11,979,981	18	10,929,047	24
2004	7,095,869	54	16,117,813	4	12,744,509	5	18,785,711	23	12,346,960	7	11,943,682	18
2005	8,415,165	61	15,532,371	7	11,892,506	25	20,309,007	3	13,053,827	17	12,766,914	18
2006	8,698,140	63	17,453,180	7	15,158,149	12	20,669,495	5	12,043,672	17	14,039,479	18
2007	9,401,463	58	19,715,862	6	14,893,015	20	20,521,937	5	14,530,720	22	14,551,148	21
2008	10,097,607		20,118,847		15,000,546		20,525,876		14,065,662		16322573	
2009	9,499,472	58	17,849,390	6	14,459,035	20	22,565,018	5	14,529,554	22	16,167,925	21





Percent Change in Total Library Expenditures UMD Libraries, Peer Institutions - Ten Years

YEAR	UM Libraries	UC Berkeley	UCLA	U Michigan	U Illinois UC	U North Carolina
1999	17,380,859	37,959,895	38,216,346	38,216,346	26,580,957	25,580,957
2009	25,783,433	51,973,099	50,205,645	50,205,645	41,600,882	40,769,990
Inc/Dec	67%	73%	76%	76%	64%	63%
Average	7%	7%	8%	8%	6%	6%
Inc/Dec						



Ratio of Total Expenditures UM Libraries/ Peer Institutions -Ten Years

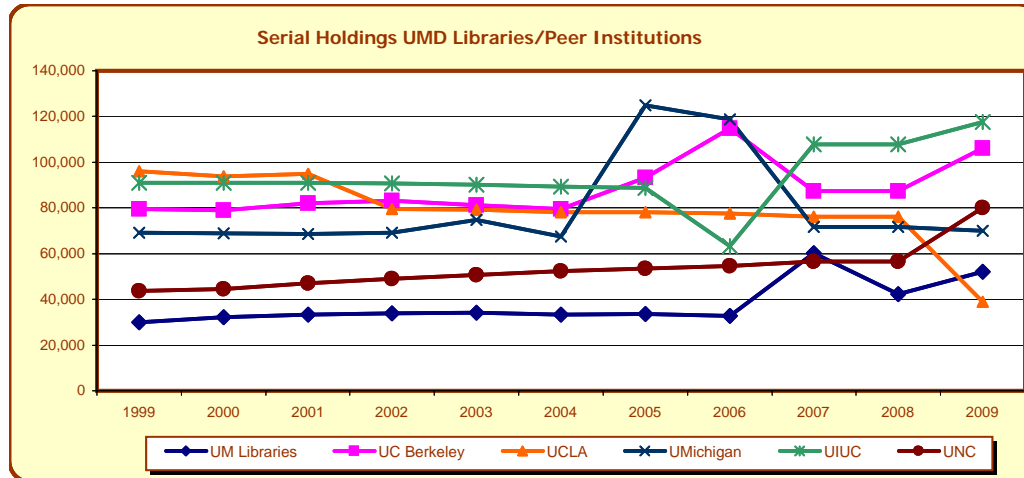
Year	UM Libraries	UC Berkeley	Ratio	UCLA	Ratio	U Michigan	Ratio	U Illinois	Ratio	U North Carolina	Ratio
1999	17,380,859	35,278,578	2.0	29,676,567	1.7	30,252,302	1.7	21,534,639	1.2	20,744,310	1.2
2009	25,783,433	53,263,903	2.1	47,691,633	1.8	46,737,671	1.8	33,557,443	1.3	29,619,061	1.1



Serial Holdings and ARL Rankings -UM Libraries, Peer Institutions

Year	UM Libraries	Rank	UC Berkeley	Rank	UCLA	Rank	UMichigan	Rank	UIUC	Rank	UNC	Rank
1999	30,030	35	79,440	4	96,021	2	69,170	5	90,954	3	43,814	16
2000	32,298	35	78,891	4	93,854	2	68,798	5	90,962	3	44,576	16
2001	33,310	37	81,996	3	94,824	4	68,684	6	91,054	7	46,942	27
2002	33,858	41	83,089	3	79,552	8	69,218	7	90,707	6	48,949	16
2003	34,091	45	81,121	3	79,283	4	74,664	5	90,147	2	50,640	15
2004	33,438	60	79,394	3	78,171	7	67,554	7	89,444	2	52,454	17
2005	33,477	68	93,256	3	78,236	7	124,809	1	88,650	5	53,444	23
2006	32,777	79	114,860	3	77,509	8	118,654	5	63,413	6	54,591	21
2007	60,117	33	87,265	8	76,248	6	71,788	7	107,666	3	56,647	40
2008	42,393	33	87,265	8	76,248	6	71,788	7	107,666	3	56,647	40
2009	51,989	99	106,108	5	38,975	106	70,047	6	117,517	3	80,132	44

Note: ARL serial counts are now by total # of titles as of 2007





UM Libraries Volumes Held and ARL Rankings - Peer Institutions

Year	UM Libraries	Rank	UC Berkeley	Rank	UCLA	Rank	U Michigan	Rank	U Illinois UC	Rank	U North Carolina	Rank
1999	2,772,663	56	8,946,754	4	7,401,780	7	7,195,097	8	9,302,203	3	5,024,221	20
2000	2,850,285	56	9,107,757	5	7,517,303	7	7,348,360	8	9,469,620	3	5,132,649	20
2001	2,897,466	42	9,280,266	3	7,653,382	8	7,484,343	6	9,647,652	7	5,234,540	19
2002	2,956,648	48	9,388,785	3	7,444,831	8	7,643,203	7	9,861,988	6	5,366,141	18
2003	3,016,940	60	9,572,462	5	7,576,790	9	7,800,389	7	10,015,321	3	5,492,451	19
2004	3,082,973	51	9,812,997	4	7,988,925	6	7,958,145	26	10,191,895	5	5,601,436	16
2005	3,259,600	54	9,985,905	5	8,064,896	9	8,133,917	8	10,370,777	3	5,710,686	20
2006	3,501,054	50	10,094,417	5	8,157,182	9	8,273,050	8	10,524,935	4	5,816,677	21
2007	3,623,376	49	10,725,334	3	8,272,112	6	8,414,070	8	10,712,706	5	6,154,365	19
2008	3,716,860	51	11,087,687	5	8,393,910		9,175,102	9	11,686,060	2	6,526,824	18
2009	3,767,653	51	11,026,554	5	9,045,818	10	9,575,256	5	12,780,067	3	6,735,325	18

